

Cursor Readout Analog Oscilloscope



FEATURES

- * 100MHz Bandwidth, Dual Channel, Delayed Sweep
- * Built-In 6 Digit Universal Counter (GOS-6103C)
- * 10 Sets Memory for Front Panel Setting Save & Recall (GOS-6103/GOS-6103C)
- * Time Base Auto-range (GOS-6103/GOS-6103C)
- * Cursor Readout with 7 Measurements
- * Panel Setup Lock of Digital-Control Functions
- * Buzzer Alarm
- * LED Indicators
- * TV Synchronization
- * Trigger Signal Output
- * Z-Axis Modulation Input
- * SMD Technology, High Stability and Reliability

GOS-6112/6103/6103C (100 MHz)

SPECIFICATIONS

CRT	Type Accelerating Potential Illumination Z-axis input	6-inch rectangular type with internal graticule; 0%, 10%, 90% and 100% markers. 8 x 10 div (1 div = 1 cm) 16 kV approx. (GOS-6103/GOS-6103C), 12kV approx. (GOS-6112) Continuously adjustable (GOS-6103/GOS-6103C) Coupling : DC Sensitivity: 5V or more Maximum input voltage : 30V (DC + AC peak) at 1kHz or less Bandwidth : DC ~ 5 MHz																						
VERTICAL SYSTEM	Sensitivity Sensitivity Accuracy Vernier Vertical Sensitivity Bandwidth(-3dB) Rise Time Signal Delay Max. Input Voltage Input Coupling Input Impedance Vertical Mode Bandwidth Limited Common-Mode Rejection Ratio Dynamic Range	2mV~5V/div, 11 step in 1-2-5 sequence ≤ 3% (5div at the center of display) Continuously variable to 1/2.5 or less of panel-indicate value DC~100MHz(2mV/div:DC~20MHz) 3.5ns (2mV/div:17.5ns) Leading edge can be monitored 400V(DC+AC peak) at 1kHz or less AC, DC, GND 1MΩ ± 2% // approx. 25pF CH1,CH2,DUAL(CHOP/ALT), ADD, CH2 INV. 20MHz 50:1 or better at 50kHz 8 div at 60MHz; 5div at 100MHz (GOS-6112) 8 div at 100MHz (GOS-6103/GOS-6103C)																						
HORIZONTAL SYSTEM	Horizontal Modes A(main) Sweep Time B(delay) Sweep Time Accuracy Sweep Magnification Hold Off Time Delay Time Delay Jitter Alternate Separation	MAIN(A), ALT, DELAY(B) 50ns~0.5s/div, continuously variable (UNCAL) 50ns~50ms/div ± 3% (± 5% at x 10 MAG) x 10 (maximum sweep time 5nS/div) Variable 1 μs~5s Better than 1:20000 Variable																						
TRIGGER	Trigger Modes Trigger Source Trigger Coupling Trigger Slope Trigger Sensitivity TV sync Max. External Input Voltage External Input Impedance	AUTO, NORM,TV CH1,CH2,LINE,EXT AC,DC,HFR,LFR "+" or "-" polarity or TVsync polarity <table border="1"> <thead> <tr> <th>Mode</th> <th>Frequency</th> <th>INT</th> <th>EXT</th> </tr> </thead> <tbody> <tr> <td rowspan="2">AUTO</td> <td>10 Hz ~ 20 MHz</td> <td>0.35 div</td> <td>50 mV</td> </tr> <tr> <td>20 MHz ~ 100 MHz</td> <td>1.5 div</td> <td>150 mV</td> </tr> <tr> <td rowspan="2">NORM</td> <td>DC ~ 20 MHz</td> <td>0.35 div</td> <td>50 mV</td> </tr> <tr> <td>20 MHz ~ 100 MHz</td> <td>1.5 div</td> <td>150 mV</td> </tr> <tr> <td>TV</td> <td>sync signal</td> <td>1 div</td> <td>200 mVpp</td> </tr> </tbody> </table> TV-V, TV-H 400V(DC+AC peak) at 1kHz 1MΩ ± 5% // approx.25pF	Mode	Frequency	INT	EXT	AUTO	10 Hz ~ 20 MHz	0.35 div	50 mV	20 MHz ~ 100 MHz	1.5 div	150 mV	NORM	DC ~ 20 MHz	0.35 div	50 mV	20 MHz ~ 100 MHz	1.5 div	150 mV	TV	sync signal	1 div	200 mVpp
Mode	Frequency	INT	EXT																					
AUTO	10 Hz ~ 20 MHz	0.35 div	50 mV																					
	20 MHz ~ 100 MHz	1.5 div	150 mV																					
NORM	DC ~ 20 MHz	0.35 div	50 mV																					
	20 MHz ~ 100 MHz	1.5 div	150 mV																					
TV	sync signal	1 div	200 mVpp																					
X-Y OPERATION	Mode Sensitivity Accuracy X-axis Bandwidth Phase Error	X-axis: selectable CH1, CH2, EXT ; Y-axis: selectable CH1, CH2, CH1 and CH2 2mV~5V/div ± 3% ; EXT : 0.1V/div ± 5% DC~500kHz(-3dB) 3° or less from DC~50kHz																						
OUTPUT SIGNAL	Trigger Signal Output Calibrator Output	Voltage: approx. 25mV/div into 50Ω ; Frequency response : DC ~ 10MHz 1kHz Square wave, 2Vpp ± 2%																						

Cursor Readout Analog Oscilloscope



GOS-6112




GOS-6103/6103C


SPECIFICATIONS

CURSOR READOUT FUNCTION	Cursor Measurement Function Cursor Resolution Effective Cursor Range Panel Setting Display	$\Delta V, \Delta V\%, \Delta VdB, \Delta T, 1/\Delta T, \Delta T\%, \Delta \theta$ 1/100 DIV Vertical: ± 3 div ; Horizontal: ± 4 div Vertical: V/div(CH1,CH2),UNCAL,ALT/CHOP/ADD,INV, probe factor,AC/DC/GND Horizontal: s/div(MTB, DTB), UNCAL, x 10MAG, delay time , HO Trigger: source, coupling, slope, level, TV-V, TV-H Others: X-Y, lock, save/recall MEM 0-9 (GOS-6103/GOS-6103C)
AUTO MEASUREMENT FUNCTION (GOS-6103C)	Parameter Function Display Digits Frequency Range Accuracy Measuring Sensitivity	FREQ, PERIOD, \pm WIDTH, \pm DUTY (+ or - polarity selected by trigger slope) Max. 6-digits, decimal 50Hz ~ 100MHz 1kHz ~ 100MHz : $\pm 0.01\%$; 50Hz ~ 1kHz : $\pm 0.05\%$ > 2 div (Measuring source selected from CH1 and CH2 as synchronous signal sources)
SPECIAL FUNCTION	TIME/DIV Auto Range Panel Setting Save & Recall Panel Setups Lock	Provided (GOS-6103/GOS-6103C) 10 sets (GOS-6103/GOS-6103C) Provided
POWER SOURCE		AC 100V/120V/230V $\pm 10\%$, 50/60Hz
ACCESSORIES		Instruction manual x 1; Power cord x 1; LF-210E Probe (10:1/1:1) x 2
DIMENSIONS & WEIGHT		310(W) x 150(H) x 455(D) mm ; Approx. 9kg


CURSOR MEASUREMENT FUNCTIONS




The unique easy-to-use cursor and numerical readouts make waveform observation and measurement easier, faster and more accurate. The on screen cursors provide seven measurement functions ($\Delta V, \Delta V\%, \Delta VdB, \Delta T, 1/\Delta T, T\%, \Delta \theta$)



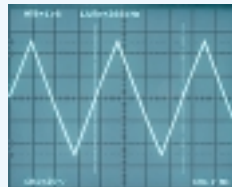
Voltage Measurement




Voltage percentage Measurement



Time Measurement



Frequency Measurement



Time percentage Measurement



Phase Measurement

ORDERING INFORMATION

GOS-6112 100MHz, 2-channel, Analog Oscilloscope
GOS-6103 100MHz, 2-channel, Analog Oscilloscope
GOS-6103C 100MHz, 2-channel, Analog Oscilloscope with 100MHz Frequency Counter

Option

Opt. 01 : GTC-001 Instrument Cart, 450(W) x 430(D) mm
Opt. 02 : GTC-002 Instrument Cart, 330(W) x 430(D) mm

NOTE : GOS-6103C Without $\text{C}\epsilon$ Approved



ELTEST Kft.
 1015 Budapest, Hattyú u. 16.
 Tel:+36 1 202 1873
 Fax:+36 1 225 0031
 Mobil: +36 30 6181005
 Email: eltest@eltest.hu
<http://www.eltest.hu>